



Silver Bullet[®]

Throttle Body Spacer

PN 46-38005

Toyota Tundra V8-4.6L/5.7L*




*Make, model and engine size shown here is for general reference only. Please visit our website for a complete list of applications to include year, make, model, and engine size for for this part number.

INSTALLATION INSTRUCTIONS

IMPORTANT: Please verify the PARTS LIST below and read all instructions before you begin installation.

NOTE: This throttle body spacer was designed to fit with the stock intake system. Some modification may be necessary for aftermarket air intake systems.

1. Remove the engine cover.
2. Locate and remove the air inlet tube from the air filter assembly and throttle body.
3. Remove the four (4) OE bolts from the throttle body. Lay the throttle body to the side. Remove the OE screen gasket.
NOTE: Do NOT discard the OE O-ring and bolts in the event that the vehicle must be returned to stock.
4. Install new, supplied O-ring into the OE air intake manifold groove.
5. Slip the *Silver Bullet*[®] throttle body spacer into the air intake manifold. Note that the "AIR IN" side of the spacer must face the throttle body, and must be oriented with the lettering right-side up. Place the new, supplied gasket between the throttle body and throttle body spacer. Secure with the new, supplied bolts and washers. Tighten the bolts to 10 Nm (89 In/in).
6. Re-install the OE air inlet tube to the throttle body and air filter assembly. Make sure to tighten all clamps and check all hoses. Then, re-install engine sight cover.
7. Clean a flat and visible surface in the engine bay and apply the enclosed blank or prenumbered CARB EO sticker to be used for smog certification. **NOTE: If CARB E.O. sticker is blank, CARB exemption may still be pending. Check our website regularly. Once approved, you will be able to write the exemption number onto sticker.** Your installation is now complete!



Parts List

- 1 *Silver Bullet* Spacer
- 1 Gasket
- 1 O-ring
- 4 6mm x 55mm bolts
- 4 6mm flat washers
- 1 CARB EO sticker

advanced FLOW engineering, Inc.

252 Granite Street, Corona, CA 92879

For TECHNICAL and INSTALLATION SUPPORT, please call 951-493-7134 OR email Tech@afepower.com (send photos if helpful)

All other calls, please use our main line at 951-493-7100

www.aFePower.com

Revised: 07-31-2018 (JTP)